



25<sup>th</sup> March 2021

English lesson:


opposites




Let's learn new words!



It is *small*



It is *big*




It is cold



It is hot



It is happy



It is sad



It is tall



It is short



He is young



She is old



It is closed



It is open






Let's create our  
«Opposites book»






Second  
step: write  
and draw

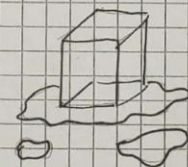
# THE OPPOSITES BOOK



SMALL



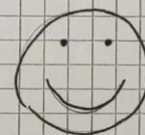
BIG



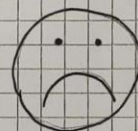
COLD




HOT




HAPPY



SAD



SHORT



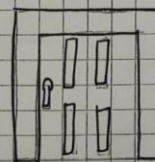
TALL



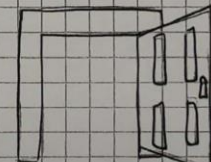
YOUNG



OLD



CLOSED




OPEN

Third  
step: color

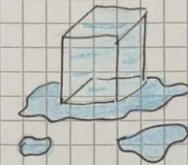
# THE OPPOSITES BOOK



SMALL



BIG



COLD




HOT




HAPPY



SAD



SHORT



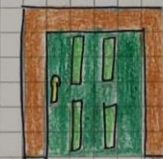
TALL



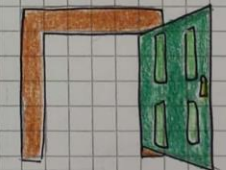
YOUNG



OLD



CLOSED



OPEN

Fourth  
step: cut

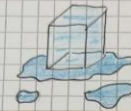
# THE OPPOSITES BOOK



SMALL



BIG



COLD



HOT



HAPPY



SAD



SHORT



TALL



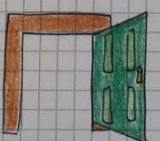
YOUNG



OLD



CLOSED



OPEN



YOUNG



OLD

Fifth  
step: glue

THE OPPOSITES  
BOOK

The end

BYE  
BYE

